

Components

Print Consumable Student Edition

- An interactive student edition that allows students to write directly in their text.
- Grades 6-8 is one-volume, Grades 9-12 is a two-volume set.
- **ELL** Selection pages allow students to access unit opener videos, audio and media selections using Pearson's BouncePages app.
- Independent Learning selections are referenced in print, and are available online.




Interactive Student Edition

- **ELL** Pearson's next generation interactive eText includes point of use interactive graphic organizers, selection audio, student modeling videos, multilingual glossary, footnotes, annotation tool, multimedia selections, and an inline notebook.
- Includes all selections in the print Student Edition as well as the Independent Learning selections.



Print Teacher's Edition

- Hardcover, single volume, all grades.
- **ELL** Includes Student Edition pages with reference to digital assets at point of use and Personalize for Learning notes for differentiation.
- **ELL** Lesson Resources planning page, Text Complexity Rubrics and Teaching & Learning Cycle loop.



Interactive Teacher's Edition

- **ELL** Pearson's next generation interactive Teacher's Edition eText includes all features and functionalities of the interactive Student Edition eText PLUS additional teacher modeling videos, EL support lessons, EL highlighting notes, and downloadable resources at point of use.

Realize Digital Courseware

- **ELL** Pearson's cutting-edge learning management system that includes all digital resources to support myPerspectives. Teachers can create assignments, track student progress through data reporting, and access all customizable resources.



PearsonSchool.com/myPerspectives
800-848-9500

Unit & Selection Resources

Audio Summaries

- **ELL** Assignable resource that includes English and Spanish text and audio summary of each selection.
- Also available at point of use in the interactive Teacher Edition eText.

Selection Resources

- **ELL** Available to support each selection's Making Meaning, Language Development, and Effective Expression instruction.
- On-level and reteach/practice versions available for all learner levels.
- Referenced in the TE, assignable/printable/downloadable from Realize, and embedded at point-of-use in eT2 TE.

Unit Level Answer Key

Includes answers for:

- Selection worksheets
- Analyze the Text Questions
- Comprehension Check Questions

English Language Support Lesson

- **ELL** Additional instruction per selection for English Learners. These digital lessons are referenced at point of use in the print Teacher's Edition and embedded and downloadable within the interactive eText.

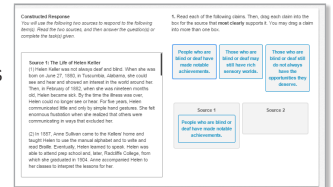
Home Connection Letters English & Spanish

One letter per unit that describes the unit topic and standards.

Assessments

Selection Tests

Selection Tests focus on standards and skills. Includes selected response items.



Beginning-of-Year Test

Diagnoses student readiness for grade-level skills and standards to be taught during the school year.

Mid-Year and End-of-Year Test

- Tests skills and standards taught halfway and at the end of the year.
- Mid-Year test includes remediation, and if taken online, remediation is assigned automatically.

Unit Test

- Includes Technology Enhanced Items, multi-part questions, selected response, and constructed response writing prompts.
- Includes remediation and if taken online, remediation is assigned automatically.

Next Generation Test Practice

- Program-agnostic test prep with technology enhanced items.
- Allows students to practice with question formats they will experience on next generation assessments.

ExamView Installer

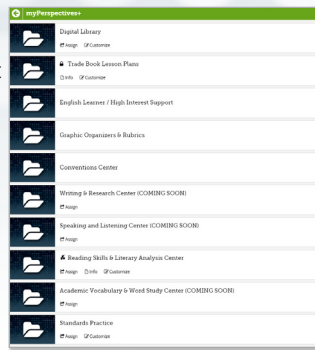
A downloadable file that includes ExamView Software and all program test banks to customize assessments.

Components *continued*

myPerspectives+

ELL A teacher resource center with program-agnostic content that can be used to customize your curriculum. These resources are in addition to the core program resources.

- Digital Library with over 140+ full texts and excerpts
- 200+ Trade Book Lesson Plans
- QReads Student & Teacher Edition
- Reading Street Sleuth English & Spanish
- Reality Central Student Edition, Writing Journal, and Teaching Guide
- Generic Graphic Organizers
- Generic Writing Rubrics
- Interactive Writing & Research Lessons
- Interactive Whiteboard Lessons
- Interactive Speaking and Listening Lessons
- Writing & Research Powerpoints
- Reading Skills & Literary Analysis Worksheets
- Academic Vocabulary Interactive lessons
- Word Study Worksheets
- Spanish Writing Worksheets
- Grammar Practice Lessons & Tutorial Videos
- Grammar Worksheets in English & Spanish
- Common Core Companion Standards Practice



Additional Digital Resources

Discussion Board

A feature within Pearson Realize that allows classes to have conversations in real time.

EssayScorer

- An online writing tool that allows students to write to prompts and receive immediate feedback.
- Prompts include those aligned to the Writing Performance Tasks, plus a bank of additional prompts.



SafeAssign Plagiarism Checker

Allows teachers to upload student papers to check for plagiarism.

Current Events

A link to public radio news articles that are aligned to each unit, as well as real-time current events.

Every Teacher's Toolkit

ELL A complete teacher resource to support English Learners. Includes blackline masters to use with writing, speaking & listening, vocabulary, and more.

Trade Books

- Over 500 print trade books/novels are available, including unit-aligned titles and other popular classroom titles.
- myPerspectives+ includes digital trade books and lesson plans for many titles.


Accessible Leveled Texts

Accessible Leveled Texts for literary and informational selections* (Whole Class, Small Group, Independent Learning) in myPerspectives+ will be available to provide additional support to help students access on-level grade texts.

Leveled Literary Texts

- Each Accessible Leveled Text for the literary selections is a combination of summarized "bridge text" and original author-written text.
- This approach to "leveling" allows students in the same class to read the same selection and get the individualized support they need, without leaving the authentic literature.
- Students reading the Accessible Leveled Text will also be able to complete the Comprehension Check questions in the Student Edition.

The Prologue from *The Canterbury Tales*
Geoffrey Chaucer
POETRY



People in the Middle Ages often made holy journeys, or pilgrimages, to the city of Canterbury to honor Archbishop Thomas Becket, killed in 1170. One April in the 1300s, a group of pilgrims, or travelers making this pilgrimage, met at the Tabard Inn just outside London. Chaucer describes each pilgrim, starting with a Knight.

This version of the selection alternates original text with summarized passages. The dotted lines appear next to the summarized passages.

NOTES

There was a Knight, a most distinguished man,
Who from the day on which he first began
To ride abroad had followed chivalry,¹
Truth, honor, generosity and courtesy,
He had done nobly in his sovereignty² war
And ridden into battle, no man more . . .

¹The Knight has fought in the Crusades, the Christian holy wars to gain control of Jerusalem. He makes his pilgrimage to give thanks for surviving. With him in his son, a knight-in-

Leveled Informational Texts

- Each informational text has been revised to aid student comprehension of the text.
- Revisions include simplifying the vocabulary and varying sentence structure, which results in a lower Lexile leveled version of the selection.
- Students reading the Accessible Leveled Text will also be able to complete the Comprehension Check questions in the Student Edition.

Scientists Build Robot That Runs, Call It "Cheetah"
Rodrigue Ngowi
NEWS ARTICLE



1 It's a robot not like any other. It was inspired by the world's fastest land animal. The robot is controlled by video game technology and contains sensors. The sensors include one used to control drones, satellites and missiles.

2 The robot, called the cheetah, can run on batteries at speeds of more than 10 mph. It can also jump about 16 inches high, land safely, and continue galloping for at least 15 minutes. All the while, it uses less power than a microwave oven.

3 It's the creation of researchers at the Massachusetts of Technology in Cambridge. They had to design key elements from scratch.

4 Those elements include powerful, lightweight motors and electronics that control power for its 12 motors. They also include a process that determines how hard each leg should hit the ground when the robot is running. It's the key to helping the robot keep its balance and speed. An onboard computer organizes data from the sensors and sends commands to each motor.

NOTES

Integrated ELL Support

myPerspectives pays particular attention to English Language Learners by developing students' abilities in both receptive and productive aspects of language through a robust English Language Support strand built right into the core program.

ELL Support in the Unit Structure

- **Essential Question** - all students examine an Essential Question and related concepts. Students acquire academic terminology needed for collaboration, conversation, and writing, enabling all students to participate, regardless of their level of English acquisition.
- **Unit Introduction** - academic vocabulary for the unit is introduced and revisited throughout.
- **Launch Text** - high-interest, accessible text draw students into the unit topic.
- **Word Network** - students track words related to the unit topic and are encouraged to use
- these words in their speaking and writing. The Word Network is flexible to student language level.
- **Small-Group Learning** - students collaborate on instructional activities, developing essential speaking & listening skills and learning from each other.
- **Independent Learning** - students choose what they want to read before completing the Performance Based Assessment; selections are accessible.

Additional Supports Include:

TOOL KIT

We've created a Tool Kit just for students!

The Tool Kit provides students with annotated lessons and access to additional reference materials to support class reading, writing, research, and speaking assignments. The **Table of Contents** states that there is more engaging content located in the Tool Kit. At the back of the Core Content Student Edition on an accessible tablet or use the digital interactive Student Edition. Here are representative samples of some of the Tool Kit content.

Table of Contents

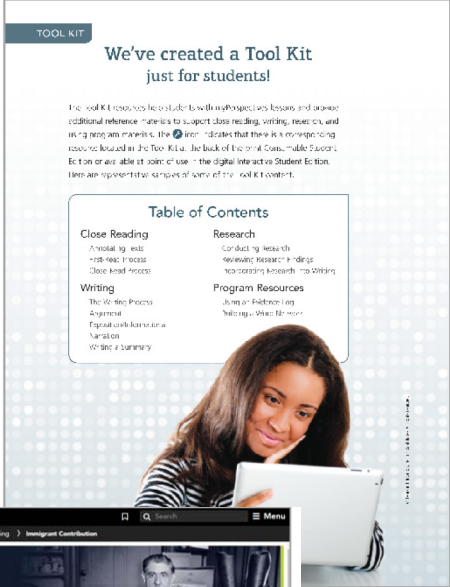
Close Reading	Research
Annotate by Hand	Conduct by Hand
Close Read Access	Conduct by Hand
	Program Resources
	Jump on Pathways
	Writing - What's New?

Close Reading

- Annotate by Hand
- Close Read Access

Writing

- The Writing Process
- Argument
- Explain with Evidence
- Narration
- Write a Summary



Student Toolkit

Multilingual Glossary in nine additional languages

PERSONALIZE FOR LEARNING

WHOLE CLASS LEARNING • THE SEVENTH GRADE

Reading Support

Text Complexity Rubric: The Seventh Grade

Quantitative Measures	Qualitative Measures
Lexile (L)	Lexile (L)
Lexile (L)	Lexile (L)
Lexile (L)	Lexile (L)
Lexile (L)	Lexile (L)
Lexile (L)	Lexile (L)

DECIDE AND PLAN

English Language Support

Foundational support for students and language as they read the text.

Strategic Support

Provides additional strategies, support to ensure that they can successfully read the text.

Challenge

Provides additional strategies, support to ensure that they can successfully read the text.

Text Complexity Rubric

PERSONALIZE FOR LEARNING

WHOLE CLASS LEARNING • THE SEVENTH GRADE

Immigrant Contribution

John F. Kennedy

Anchor Text (ESSAY)

Student Edition

ESSENTIAL QUESTION

What does it mean to be "American"?

READING READING

LANGUAGE DEVELOPMENT

EFFECTIVE EXPRESSION

Standards Support Through Teaching and Learning Cycle

IDENTIFY NEEDS

Analyze results of the beginning of year assessment. Focus on the scores relating to Unit 7. Also take into consideration student performance to this point and your observations of other students' reading progress.

ANALYZE AND REVISE

- Analyze student work for evidence of student learning.
- Identify whether or not students have met the expectations in the standards.
- Identify any student for focus instruction.

TEACH

Implement the planned lesson and gather evidence of student learning.

DECIDE AND PLAN

- If students have performed poorly on items measuring these standards, then provide instruction on the standards before moving forward. Use the feedback provided in the Student Edition.
- If students have done well on the Beginning-of-Year Assessment, then challenge them to focus on the standards and focus on the items that are most challenging to students. Use the "Dig Deeper" items to challenge students.
- Use the additional resources provided on the Learning page for the standards to help students continuously improve their ability to master the standards.

Instructional Standards: The Seventh Grade	This Year	Learning Forward
Reading	Students will understand the Anchor Text and Supporting Text and be able to explain their thinking on the text.	Students will understand the Anchor Text and Supporting Text and be able to explain their thinking on the text.
Writing	Students will understand the Writing to Sources and be able to explain their thinking on the text.	Students will understand the Writing to Sources and be able to explain their thinking on the text.
Speaking and Listening	Students will understand the Speaking and Listening and be able to explain their thinking on the text.	Students will understand the Speaking and Listening and be able to explain their thinking on the text.
Language	Students will understand the Language and be able to explain their thinking on the text.	Students will understand the Language and be able to explain their thinking on the text.

Personalize For Learning Notes

PERSONALIZE FOR LEARNING

WHOLE CLASS LEARNING • THE SEVENTH GRADE

English Language Support

False Cognates False cognates can be confusing to English learners. For example, collar is a false cognate and could be confusing to Spanish-speaking students. To help them understand the meaning, explain that the collar is the part of a shirt that sits where a Spanish collar (necklace) would go. When students read a word that they think might be a cognate, remind them to stop and consider whether or not the word makes sense in context. ALL LEVELS PL.6

Highlighted English Language Support Passage

Digital Personalize for Learning Notes at Point-of-Use

- Assignable summaries in English and Spanish
- Every Teacher's Toolkit for ELLs
- myPerspectives+ Resources

PERSONALIZE FOR LEARNING

WHOLE CLASS LEARNING • THE SEVENTH GRADE

English Language Support

False Cognates False cognates can be confusing to English learners. For example, collar is a false cognate and could be confusing to Spanish-speaking students. To help them understand the meaning, explain that the collar is the part of a shirt that sits where a Spanish collar (necklace) would go. When students read a word that they think might be a cognate, remind them to stop and consider whether or not the word makes sense in context. ALL LEVELS PL.6

ENGLISH LANGUAGE SUPPORT

Show English Language Highlights